

TRẦN CAO BỘI NGỌC (Chủ biên) – TRƯƠNG VĂN ANH

TIẾNG ANH

Family and Friends

3

National Edition

Student Book



SACHHOC.COM



NHÀ XUẤT BẢN GIÁO DỤC VIỆT NAM



OXFORD

TRẦN CAO BỘI NGỌC (Chủ biên) – TRƯƠNG VĂN ÁNH

TIẾNG ANH

Family and Friends

3

National Edition

Student Book



NHÀ XUẤT BẢN GIÁO DỤC VIỆT NAM

OXFORD
UNIVERSITY PRESS

Scope and sequence



Billy



Tim



Rosy

	Vocabulary	Grammar	Phonics	Values
Starter: Hello! p. 4	Myself The alphabet Colors Classroom language	What's your name? My name's ... How old are you? What color is it? Don't talk, please.		
1 p. 10 This is your doll.	Toys doll, ball, teddy bear, car, kite, bike, train	my / your This is my / your bag.	a /æ/: apple, Annie b /b/: ball, bat	Be kind to people!
2 p. 16 That is his ruler.	School things pen, eraser, pencil, pencil case, book, bag, door, window	his / her That is his / her pen.	c /k/: cat, cookie d /d/: desk, dog	Share your things!
3 p. 22 Let's find Mom!	My family mom, dad, sister, brother, aunt, uncle, cousin	its / our / their in / on / under	e /e/: egg, elephant f /f/: fan, fig	Help your family!
Review 1 p. 28				
Fluency Time! 1 p. 30	Everyday English Introductions: This is ... Nice to meet you. CLIL Art Mixing colors: paint, light blue, dark blue, black, white			
4 p. 32 I like monkeys!	Animals elephant, giraffe, monkey, bird, cat, dog, fish Adjectives big, tall, little	I like monkeys. I don't like elephants. I'm little.	g /g/: goat, gift h /h/: hat, hamster	Be kind to animals!
5 p. 38 Do you like yogurt?	Food rice, meat, carrots, yogurt, bread Drinks milk, juice, water	Do you like carrots? Yes, I do. No, I don't.	i /i/: ink, ill j /dʒ/: jacket, jelly	Eat healthy food!
6 p. 44 I have a new friend.	My friends long, short, black, curly, straight Adjectives tall, short, thin	He / She has blue eyes. I have / don't have curly hair.	k /k/: kite l /l/: lion m /m/: mom	Be good friends!
Review 2 p. 50				
Fluency Time! 2 p. 52	Everyday English At the dinner table: Do you like ...? Yes, I do. / No, I don't. CLIL Science Animals: insect, feather, wing			

	Vocabulary	Grammar	Phonics	Values
7 p. 54 I'm wearing a blue skirt.	Clothes <i>skirt, scarf, jeans, boots, shirt, T-shirt, dress, hat</i>	Present progressive: <i>I'm / He's / She's wearing ...</i>	<i>ʃ /ʃ/:</i> shoes <i>ç /tʃ/:</i> chair <i>θ /θ/:</i> three	Get together with your family!
8 p. 60 I'm dancing with Dad.	Celebrations <i>play, dance, sing, eat, talk, watch</i> Getting ready <i>wash the car, brush my hair, take photos</i>	Present progressive: <i>What are you doing?</i> <i>I'm dancing.</i> <i>What's he / she doing?</i> <i>He's / She's eating.</i>	<i>dr /dr/:</i> drum, dress <i>tr /tr/:</i> truck, tree <i>cr /kr/:</i> crayon, crab	Have a good time with your family!
9 p. 66 He can run!	Action verbs <i>play soccer, ride a bike, run, catch, fly, jump, read, write</i>	Can for ability: <i>I / He / She / It can run.</i> <i>I / He / She / It can't catch.</i>	<i>ai /eɪ/:</i> rain, train <i>y /aɪ/:</i> fly, sky	Celebrate different abilities!

Review 3 p. 72

Fluency Time! 3

p. 74

Everyday English *I'm wearing new shoes.*
 CLIL Science The five senses: *see, hear, smell, taste, touch*

10 May I take a photo?

p. 76

Verbs
listen to an audio guide, take a photo, draw a picture, visit the gift shop
Adjectives
old, new, great

May I visit the gift shop?
Yes, you may.
No, you may not.

oa /oʊ/: boat, goat
oy /ɔɪ/: toy, boy

Follow the rules!

11 There is a doll on the rug.

p. 82

My bedroom
rug, cabinet, shelf, pillow, blanket
Numbers 11–20
eleven, twelve, thirteen, fourteen, fifteen, sixteen, seventeen, eighteen, nineteen, twenty

There's a doll on the rug.
There are three books under the bed.

ear /ɪə/: ear, near, hear
are /eə/: scared, share, square

Be neat and clean!

12 Those are our computers.

p. 88

School things
table, computer, chair, board, poster, picture, drawers

These are tables.
Those are pencil cases.

oor /ʊə/: poor
our /ʊə/: tour
ou /aʊ/: mouse, house

Welcome a new classmate!

Review 4 p. 94

Fluency Time! 4

p. 96

Everyday English *Playing outside: May I go on the swing? I'm on the swing! That's good. Come down now.*
 CLIL Math *Division: a whole, a half, a third, a quarter, three quarters*

Picture dictionary p. 98

Word list p. 102



Write in your notebook.



Say.



Write with a pencil.



Video available.



Audio track available.

Starter

Hello!

Lesson One Words

1 Listen and point. Repeat.  01



Rosy



Tim



Billy




Miss Jones

2 Listen and read.  02 



1 Listen to the story again.  02

2 Ask and answer. 



Hello. My name's Miss Jones.
What's your name?

Hi. My name's Billy.



3 Listen and sing.  03



Hello, hello!

Hello, hello,
How are you?
I'm fine, thank you.
I'm fine, thank you.



Hello, hello,
What's your name?
My name's _____.
That's my name.



Goodbye, goodbye,
Goodbye to you ...

Lesson Three Words

1 Listen and point. Repeat.  04

2 Listen and point.  05



3 Look at the picture again. Point, ask, and answer. 

How old are you?

I'm eight.

4 Ask and answer with your friend. 



How old are you?

I'm _____.
And you?

I'm _____, too!



1 Listen and point. Repeat.  06

Aa Bb Cc Dd Ee Ff Gg
Hh Ii Jj Kk Ll Mm Nn
Oo Pp Qq Rr Ss Tt Uu
Vv Ww Xx Yy Zz

2 Listen and sing.  07



Alphabet Song

a b c, d e f
g h i, j k l

This is the *alphabet*
 Lots more letters to know!

m n o, p q r
s t u, v w x,


This is the *alphabet*
 Two more letters to go!

y z. That's the end.
 Now we can start again!

Lesson Five Words

1 Listen and point. Repeat.  08



2 Ask and answer. 



3 Listen and point.  09

	orange	
brown		black
		

1 Listen and point. Repeat.  10



Sit down.



Stand up.



Open your books.



Close your books.



Don't talk.

2 Look and say.



Sit down, please.



Don't talk, please.



Stand up, please.



Open your book, please.



Close your book, please.

3 Listen and do.  11

1

This is your doll.

Lesson One Words

1 Listen and point. Repeat.  122 Listen and chant.  13

doll





ball



teddy bear



car

3 Listen and read.  14 

1 Listen to the story again.  14

2 Listen and say.  15

Let's learn!



This is **my** bag.



This is **your** doll.

3 Look and say. 

1

This is **your** ball.



2



3



4 Write. 

my your

1

This is your teddy bear.



3

This is _____ ball.



2

This is _____ bag.



4

This is _____ doll.



Let's talk! 

This is **my** doll.



Lesson Three Song

1 Listen and point. Repeat.  16



2 Listen and sing.  17

3 Sing and do.



Toys, toys, toys, toys!

Toys, toys, toys, toys,
Toys, toys, toys!

This is my big red kite,
My big red kite,
My big red kite.

This is my big red kite,
I love toys!

Toys, toys, toys, toys, ...

This is my big blue bike, ...

Toys, toys, toys, toys, ...

This is my big green train, ...



1 Listen and point. Repeat.  18



2 Point and say the words that begin with *a* and *b*. 



3 Listen and circle.  19 





Let's talk! 

This is
an apple.



Reading

- 1 Point to a color and a toy. Say the words. 
- 2 Read and listen to the poem.  20

My Favorite...

What's my favorite toy?
My favorite one of all?
My train? My car?
No - my **yellow** ball!

What's my favorite color?
Yellow, green, or blue?
Is it yellow? Is it green?
No - it's **blue**!

Nam, age 7










- 3 Read again and write. 



My favorite toy is a ball.
My favorite color is _____.

Listening

1 Listen and write.  21 

1  b g	2  □ □	3  □ □	4  □ □
a 	c 	e 	g 
b 	d 	f 	h 

Speaking

2 Ask and answer about you. 

What's your favorite toy?

It's a ...

What's your favorite color?

It's ...


3 Talk about you. 

My favorite toy is a ball. My favorite color is green.

Writing

4 Write about you. 

1. My favorite toy is _____.
2. My _____.

5 Share with your friend. Write about your friend. 

1. Your favorite toy is _____.
2. Your _____.

2

That is his ruler.

Lesson One Words

1 Listen and point. Repeat.  222 Listen and chant.  23

pen



eraser



pencil



pencil case



book

3 Listen and read.  24 

1 Listen to the story again.  24

2 Listen and say.  25

Let's learn!



That is **his** pen.



That is **her** book.

3 Look and write. 

That is her pen.



That is her _____.



That is his _____.



That is his _____.



That is her _____.

4 Write. 

his her



1. That is his pen.



2. That is _____ eraser.



3. That is _____ pencil.

Let's talk! 

That is her book.



Lesson Three Song

1 Listen and point. Repeat. 26



bag



door



window

2 Listen and sing. 27

3 Sing and do.



Clean up, clean up!

Clean up, clean up,
It's time to go home.

Is this his pen?

Yes, it is.

And this is his bag, too.

Is this her book?


No, it isn't.

But this is her eraser.



Close the window, open the door,
It's time to go home.



1 Listen and point. Repeat.  282 Point and say the words that begin with c and d. 3 Listen and circle.  29 Let's talk! This is
a cat.

Reading

- 1 Point to four school things. Say the words. 
- 2 Listen and read.  30



- 3 Read again. What's in her bag? 

1. pencil case
2. _____
3. _____
4. _____
5. _____

Listening

1 Listen and write *a* or *b*.  31  1b


1 a  b 

3 a  b 

2 a  b 

4 a  b 

Speaking


2 Talk about school things. 



That is her pen.



Writing

3 Complete the sentences. 

1.  This is his pen. 3.   That is her _____.
2.   That is _____. 4.  This is _____.

3

Let's find Mom!

Lesson One Words

1 Listen and point. Repeat. 32

2 Listen and chant. 33



mom



dad



sister



brother

3 Listen and read. 34



1 Listen to the story again. 34

2 Listen and say. 35

Let's learn!



The ice cream is **on** its face.



Their bags are **under** the slide.



Our toys are **in** the kitchen.

3 Look, say, and write.

in on under

1



Rosy and Billy

2



teddy bear

3



Mom

4



Mom and Dad



Their kite is on the slide.



Her book is _____ the chair.



Its hat is _____ the bag.



Our car is _____ the tree.

Let's talk!



This is our mom.

Lesson Three Song

1 Listen and point. Repeat. 36



Here are more people
in my family.



aunt




uncle



cousin

2 Listen and sing. 37



My family

My family, my family,
This is me with my family.

This is my family.
Look at my cousin, my aunt,
My uncle, and me.


Her dress is green.
His pants are brown.

And this is me.
My T-shirt is white and blue.

My family, my family,
This is me with my family.




1 Listen and point. Repeat.  38









2 Point and say the words that begin with e and f. 









3 Listen and circle.  39 




1   

2   

3   

4   

5   

6   

Let's talk! 

This is an elephant.



Reading

1 Look at the pictures. Where's the teddy bear?

2 Listen and read.  40



I'm Vinh and my cousin is Linh.
Look at my family at the pool.




Where's her teddy bear?



Is it in the pool?
No!



Is it under the slide?



Let's find it!



Is it on the chair?
No!



Yes, it is!
Linh is happy now.

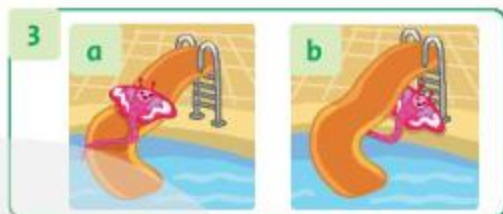

3 Read again. Write *T* (true) or *F* (false). 

1. The family is at the pool. T 3. The teddy bear is in the pool. ___
2. Her teddy bear is yellow. ___ 4. Linh is happy now. ___


4 Do you go on vacation with your family?  

Listening

1 Listen and write *a* or *b*.  41  1b



Speaking

2 Point, ask, and answer. 



What's this?

It's her teddy bear.

Writing

3 Draw your aunt and uncle and their house. 

its my their our

This is _____ aunt and uncle.

This is _____ house.

There is a number on _____ door.

_____ family is happy!

Review 1

1 Listen and check the box. 42

1  

2  

3  

4  

2 Write the number or word.

1. 7 seven
2. three _____
3. 2 _____
4. five _____
5. 9 _____
6. eight _____



3 Look, read, and write. in on under



1. The bag is on the table.
3. The teddy bear is _____ the bag.



2. The book is _____ the chair.
4. The kite is _____ the slide.

4 Listen and check (✓) the box.  43 

1.



Yes, it is.

No, it isn't.

3.



Yes, it is.

No, it isn't.

5.



Yes, it is.

No, it isn't.

2.



Yes, it is.

No, it isn't.

4.



Yes, it is.

No, it isn't.

6.



Yes, it is.

No, it isn't.

5 Look and say. Who is in the picture? 



My work in Starter unit, and Units 1–3 is ...



OK



Good



Excellent

Fluency Time! 1



Lesson One Everyday English

1 Watch and listen. Read and say. 44



Kate: Dad, Dad! Dad, **this is Mrs. Smith.**
And **this is my dad.**



Dad: **Nice to meet you.**
Mrs. Smith: **Nice to meet you, too.**

2 Watch and listen. Write. 45

name **Her** meet
Nice too

2 Hello, Molly.
... to ... you.



1 Her ... is Molly.

3 Nice to meet you, ...

3 Look at the people. Point and say.



Sarah



Peter



Mr. Smith



Miss White



This is Sarah.

Nice to meet you.



1 Listen and point. Repeat.  46

paint



light blue



dark blue



black



white

2 Listen and read.  47

MIXING COLORS

Mix blue paint

and yellow paint.

Now it's green.

This is blue paint. Add white

paint. Now it's light blue.

Mix red paint

and yellow paint.

Now it's orange.

This is blue paint. Add black

paint. Now it's dark blue.

3 Read again and complete. 

yellow black white

1. blue + yellow = green

2. blue + _____ = light blue

3. red + _____ = orange


4. blue + _____ = dark blue

4 **Think!** What things are light blue and dark blue?
Draw and color a picture of these things.

4

I like monkeys!

Lesson One Words

1 Listen and point. Repeat.  482 Listen and chant.  49

elephant



giraffe



monkey





big



tall



little

3 Listen and read.  50 

1 The zoo. Great! I like animals.

ZOO

An elephant, Billy.

Oh, no! I don't like elephants. They're big!

2

Ahh! I don't like giraffes. They're tall!

3

Look over there!

4

Look! A monkey! I like monkeys! They're little and I'm little, too.

Yes. They're funny and you're funny, too!

1 Listen to the story again. 50

2 Listen and say. 51

Let's learn!



This is a monkey.
I **like** monkeys.



This is an elephant.
I **don't like** elephants.



The elephants are **big**.
I'm **little**.

3 Look and say.

big little tall black brown gray yellow

It's an elephant.

The elephant is big.



4 Write.

like don't like

1



I like lions.

3



I _____ giraffes.

I like
elephants.

2



I _____ elephants.

4



I _____ monkeys.

Let's talk!



Lesson Three Song

1 Listen and point. Repeat.  52



bird



cat



dog



fish

2 Listen and sing.  53

3 Sing and do.

Pets at home!

Here's an orange cat,
Miaow, miaow, miaow.

All day long,
Miaow, miaow, miaow.

Here's a brown dog,
Woof, woof, woof.

All day long,
woof, woof, woof.

Here's a yellow bird,
tweet, tweet, tweet.


All day long,
tweet, tweet, tweet.

Here's a pink fish,
splash, splash, splash.

All day long,
splash, splash, splash.

We like pets,
hip hip hooray!

All day long,
play, play, play!

1 Listen and point. Repeat.  542 Point and say the words that begin with *g* and *h*. 3 Listen and circle.  55 



1			
2			
3			
4			
5			
6			

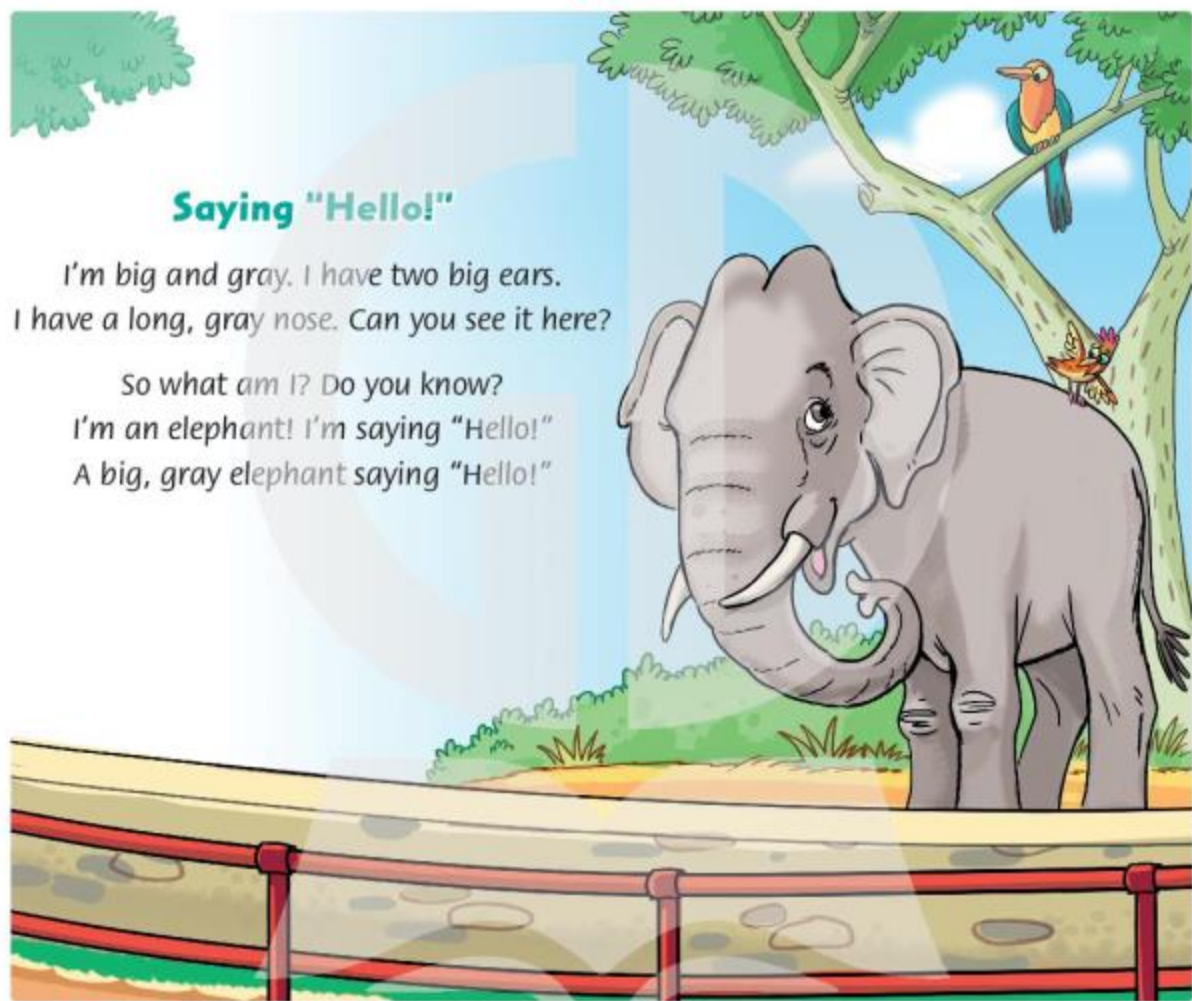
Let's talk! 

This is my hat.



Reading

- 1 Look at the picture. Talk about the animal. 
- 2 Read and listen to the poem.  56



Saying "Hello!"

I'm big and gray. I have two big ears.
I have a long, gray nose. Can you see it here?

So what am I? Do you know?
I'm an elephant! I'm saying "Hello!"
A big, gray elephant saying "Hello!"

- 3 Read again. Write *T* (true) or *F* (false). 

- | | |
|------------------------------------|---|
| 1. The elephant is big. <u>T</u> | 3. The elephant is black and white. ___ |
| 2. The elephant has two hands. ___ | 4. The elephant has a long nose. ___ |

Listening

1 Listen and draw 😊 or ☹️. 🎧 57 🖍️



Speaking

2 Look at the picture again. Ask and answer. 🗨️

cat giraffe bird fish monkey lion

It has four legs. It's tall and yellow. What is it?

It's a giraffe.

3 Talk about your favorite animals. 🗨️

I like monkeys and dogs.

Writing

4 Write about animals you like and don't like. 📅

I like elephants. They're big.

I don't like _____. They're _____.

5 Order the words. 📅

1. is / lion / big / . / The

3. giraffes / The / . / tall / are

2. bird / green / is / . / That

4. like / I / . / monkeys / don't

5

Do you like yogurt?

Lesson One Words

1 Listen and point. Repeat.  582 Listen and chant.  59

rice




meat



carrots



yogurt



bread

3 Listen and read.  60 

1 Listen to the story again. 60

2 Listen and say. 61

Let's learn!



Do you like yogurt?
Yes, I do.



Do you like carrots?
No, I don't.

don't = do not

3 Look and say.



Do you like meat?



Yes, I do.

4 Write.



Do you like bread?

No, I don't.



Do you like carrots?



Do you like fish?

Let's talk!

I like yogurt.



Lesson Three Song

1 Listen and point. Repeat.  62



milk



juice



water

2 Listen and sing.  63

3 Sing and do.


Drink your milk!

Eat your eggs and drink your milk,
Drink your milk,
Drink your milk.

Eat your eggs and drink your milk.
Don't be late for school!

Eat your bread and drink your juice, ...
Here's your water, here's your bag, ...




1 Listen and point. Repeat.  642 Point and say the words that begin with *i* and *j*. 3 Listen and circle.  65 











1			
2			
3			
4			
5			
6			


Let's talk! Do you like
jelly?

Reading

- 1 Point and say the words.
- 2 Listen and read.  66

The Family and Friends Café


Food	Desserts	Drinks
   	   	 
Meat Salad Rice Fries Eggs Carrots Tomatoes	Ice cream Yogurt Apple Banana Grapes	Apple juice Orange juice Water Milk



Thu

Let's look at the menu. I like meat and rice. I like yogurt and apple juice, too, but I don't like milk.

I like yogurt, too. I don't like apple juice or ice cream, but I like milk and bananas.




Giang

- 3 Read again and complete the box. 

	😊	☹️
Thu		
Giang		



- 4 Do you like going to a café? What do you like to eat? 

Listening

1 Listen and draw 😊 or ☹️. 🎧 67 🖍️



Speaking

2 Look at the menu on page 42. Ask and answer. 🗨️

Do you like fish?

Yes, I do.

3 Say what you don't like. 🗨️

I don't like yogurt.

Writing

4 Write *like* or *don't like*. 📝

1. I like rice.

4. I _____ ice cream.

2. I _____ meat.

5. I _____ *pho*.

3. I _____ fish.

6. I _____ carrots.

6

I have a new friend.

Lesson One Words

1 Listen and point. Repeat.  682 Listen and chant.  69

long



short



black



curly



straight

3 Listen and read.  70 

1 I have a new friend. Look, this is Alice with her teddy bear.



She has curly hair.

2 Yes. And she has blue eyes.



My new friend is Adam. He has curly hair, too.

3 Look over there. It's Adam.



He's with Alice.

4 Are you friends?



We're brother and sister.

We're cousins. And now we're all friends.

1 Listen to the story again. 70

2 Listen and say. 71

Let's learn!



I **have** brown eyes.
I **don't have** long hair.



He **has** short hair.



She **has** blue eyes.

don't have = **do not have**

3 Look and say.

She **has** straight hair.

Number 2.

1



2



3



4



4 Write.

has have

- He has curly hair.
- I _____ straight hair.
- She _____ blue eyes.
- I _____ black hair.


Let's talk!

I **don't have** blue eyes.




Lesson Three Song

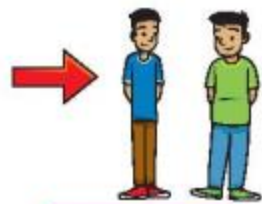
1 Listen and point. Repeat. 72



tall



short



thin

2 Listen and sing. 73

3 Sing and do.

My new friend!

She has blue eyes.
She has curly hair.
She has blue eyes.
She's tall. She's thin.
It's Alice!

He has brown eyes.
He has short hair.
He has brown eyes.
He's tall. He's thin.
It's Adam!

She has brown eyes.
She has short hair.
She has brown eyes.
She's tall. She's thin.
It's Rosy!



1 Listen and point. Repeat.  74



2 Point and say the words that begin with *k*, *l*, and *m*. 




3 Listen and circle.  75 



Let's talk! 



Reading

- How many dolls can you see?
- Listen and read.  76

Dear Kim,

This is a picture of me with my dolls.

Thi has long, red hair. Khoa has short hair. Nam has curly, brown hair. I have long, black hair and brown eyes.

From

Oanh



- Read again. Write the names. 

1



Nam

2



3



4



- Do you like dolls? What's your favorite toy?  

Listening

1 Listen and number.  



Speaking

2 Look at the picture again. Ask and answer. 


She has straight, black hair. Who is she?

It's c, Vy.

3 Talk about your friend. 

He has short hair.

Writing

4 Copy the sentences. Find and circle *n't*. 

I **don't** have blue eyes. = I **do not** have blue eyes.

I **don't** have curly hair. = I **do not** have curly hair.

5 Write about you and your friend. 

I don't have _____.

He / She has _____.

I _____.



He / She _____.

Review 2









1 Match.

- giraffe
- fish
- bird
- monkey
- cat
- elephant

 e



2 Look at the chart and complete the sentences.

		
Alex		
Ruby		
Mary		

Alex: I like elephants .

I don't like cats .

Ruby: I _____ .

I _____ .

Mary: I _____ .

I _____ .

3 Listen and circle the correct words. 78

- curly / straight
- long / short
- tall / short
- blue / black

4 Read and match.

isn't = is **not** don't = do **not** aren't = are **not**

- I don't like fish.
- It isn't a banana.
- They aren't my dogs.
- I don't have blue eyes.

- They are not my dogs.
- I do not have blue eyes.
- I do not like fish.
- It is not a banana.

5 Look. Write the question and the answer. 



1. Do you like carrots? 😊

Yes, I do.



3. _____? 😞



2. _____? 😊



4. _____? 😞

6 Look and talk about the boy and the girl. What about you? 

He has _____

She has _____



My work in Units 4–6 is ...



OK



Good



Excellent

Fluency Time! 2



Lesson One Everyday English

1 Watch and listen. Read and say. 79



Mom: Do you like salad?
James: Yes, I do. Mmm, this is yummy.
Mom: Good. I'm happy you like it.



Mom: Do you like fries?
James: No, I don't. And I'm full. Thank you for dinner.

2 Watch and listen. Number. 80



3 Look at the food words. Ask and answer.

yogurt carrots rice juice milk




Do you like yogurt?

Do you like juice?

Yes, I do.

No, I don't.



- 1 Listen, point, and repeat.  81



insect



feather



wing

- 2 Listen and read.  82

- 3 Read again and write the numbers. 

Wonderful Animals

Bee



This animal has six legs. It's an insect. It has two wings.

legs	—
wings	—

Bird



This animal has two wings and two legs. It has feathers on its body.

legs	—
wings	—

- 4  Make information cards for your favorite insect and bird. 

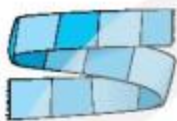
7

I'm wearing a blue skirt.

Lesson One Words

1 Listen and point. Repeat.  832 Listen and chant.  84

skirt



scarf



jeans



boots



shirt

3 Listen and read.  85 

1 Listen to the story again.  85

2 Listen and say.  86

Let's learn!



I'm wearing
a blue skirt.



He's wearing
a yellow shirt.




She's wearing
red pants.

3 Look and say. 

skirt jeans boots shirt



4 Look again and write. 

1. He's wearing blue jeans .
2. _____ a black _____.
3. _____ a red _____.
4. _____ black _____.

Let's talk!

I'm wearing
a white shirt.



Lesson Three Song

1 Listen and point. Repeat. 87



T-shirt



dress



hat

2 Listen and sing. 88

3 Sing and do.



I'm wearing a hat!

Look at me! Look at me!
I'm wearing a hat! Can you see?
My hat is big. My hat is blue.
I'm wearing a hat. Look at me!

Look at me! Look at me!
I'm wearing boots! Can you see?
My boots are short. My boots are red.
I'm wearing boots. Look at me!

Look at me! Look at me!
I'm wearing a T-shirt. Can you see?
My T-shirt is long. My T-shirt is green.
I'm wearing a T-shirt. Look at me!









1 Listen and point. Repeat.  892 Listen and chant.  90

Shirley has short hair.
Her shoes are red.
Her shirt is blue,
And she's sitting on a chair.

Shirley has three sheep,
One, two, three.
Shirley wants to play,
With you and with me.

3 Read the chant again. Say the words with *sh*, *ch*, and *th*. 4 Look at the pictures. Write and say the words.  

1  sheep	3 	<div style="border: 1px solid blue; padding: 10px;"> <p>Let's talk! </p> <p>The shoe is blue.</p>  </div>
2 	4 	

Reading

1 Look at the picture. Where are the people?

2 Listen and read.  91

At the bus station



I'm looking at the people.

Some are short. Some are tall.

Some have big bags.

Some have small.

Yellow, green, and blue shirts ...

And pink, red, orange, too.

I'm wearing pink.

My brother's wearing blue.

3 Read again. Write the correct word. 



1. They are at the bus station.

2. The _____ are short and tall.

3. Some bags are big. Some are _____.


4. The _____ are yellow, green, and blue.

Listening

1 Listen and number.  92 



Speaking

2 Look again. Ask and answer. 



He's wearing a green T-shirt. Who is it?


It's f.
She's wearing ...




3 Talk about you. 

I'm wearing a white shirt.

Writing

4 Write about your clothes. 

I'm _____.

5 Write about your mom / dad. 

She's / He's wearing _____.

8

I'm dancing with Dad.

Lesson One Words

1 Listen and point. Repeat.  932 Listen and chant.  94

play



dance



sing




eat



talk



watch

3 Listen and read.  95 

1 Listen to the story again. 95

2 Listen and say. 96

Let's learn!



What **are** you **doing**?
I'm **dancing** with Dad.



What's he **doing**?
He's **eating** the cake.

3 Look and say.

What is he doing?

He's playing music.

1



2



3



4 Look again and write the correct word.

1. He is _____ music.
2. She is _____.
3. She is _____.

Let's talk!

What are you doing?

I'm eating
the cake.



Lesson Three Song

1 Listen and point. Repeat.  97



wash the car



brush my hair



take photos

2 Listen and sing.  98

3 Sing and do.



Getting ready for the party!

I'm getting ready for the party.
My cousin is coming too.
I'm brushing my hair,
I'm wearing a tie.
My family has lots to do!

Mom's making cakes for the party.
Dad is washing the car.
My sister is taking lots of photos.
How excited we all are!



1 Listen and point. Repeat.  99

dr

drum



tr

truck



cr

crayon

2 Listen and chant.  100

A train and a truck,
A crab and a drum.
I draw with my crayons,
And I have fun.

A girl in a dress,
A bird in a tree.
Get your crayons,
And draw with me.

3 Read the chant again. Say the words with *dr*, *tr*, and *cr*. 4 Listen to the sounds and write the words.  101 

Let's talk! 

I draw with my crayons.




Reading

- 1 Look at the pictures. What is Nga doing?
- 2 Listen and read.  102


reply
forward
delete
save

Dear Kim,

My family is getting ready for *Tet* holiday.
I'm helping Mom and Dad.




Here, I'm choosing a red *ao dai* with Mom and Aunt Tam.



Here, I'm making *banh chung* with my brother.

Love from Nga



3 Read again. Write. 

1. What is *Tet*? It's a holiday .
2. Who is Nga helping? She's helping her _____ and _____ .
3. Who is shopping with Mom and Nga? _____ .
4. What color is her *ao dai*? _____ .
5. Who is making *banh chung* with Nga? It's her _____ .

4 How do you celebrate *Tet*?  

Listening

1 Listen and number.  103 




Speaking

2 Point, ask, and answer. 

What's he doing?

He's dancing.



3 Choose a photo of your *Tet* holiday and say what you're doing. 


I'm eating and drinking.

Writing

4 Write about your family at *Tet*. 

It's *Tet* holiday. My dad is _____. My mom is _____.

I'm _____. We're happy.

5 Write *ing*. 

I'm eat _____ some cake.

She's drink _____ water.

He's talk _____ with his family at the party.

9

He can run!

Lesson One Words

1 Listen and point. Repeat. 104

2 Listen and chant. 105



play soccer



ride a bike



run



catch



fly

3 Listen and read. 106



1 Listen to the story again. 106

2 Listen and say. 107

Let's learn!



I **can** run.



I **can't** catch.



She **can** play soccer.
He **can't** ride a bike.



It **can** fly.

can't = can + not

3 Listen and say Yes or No. 108



4 Look and say.

catch run fly play soccer

It can fly.

1



3



He can ride a bike.

2



4



Let's talk!



Lesson Three Song

1 Listen and point. Repeat.  109



jump



read



write

2 Listen and sing.  110

3 Sing and do.




She can run

This is my friend.
She can read and write.
She can jump, she can run,
But she can't play soccer.

This is a bird.
It can't ride a bike.
It can't talk, it can't read,
But it can fly.
Wow! It can fly!

1 Listen and point. Repeat. 2 Listen and chant. 

I can't fly in the sky.
I'm a train in the rain.
I can't fly in the sky.
I'm a train, not a plane.

3 Read the chant again. Say the words with *ai* and *y*. 4 Write and say the words.  

irna



yfl



kys



niatr

Let's talk! 

This is my train.

Reading

1 Look at the picture. Where's Nam?

2 Listen and read.  113

Dear Grandma,

I'm on vacation in Nha Trang.



I like the beach. Look! I can play soccer now.

Hoa can't play soccer but she can run and she can catch a ball.

It's a great vacation!

Love,
Nam

Mrs. Lan
130 Ky Dong Street
Ward 9
District 3
Ho Chi Minh City

3 Read again and write Yes or No. 

- Nam is on vacation in Da Nang. No
- Nam can play soccer. _____
- Hoa can't catch a ball. _____
- Hoa can run. _____

4 Where do you go on vacation?  

Listening

1 Listen and write *a* or *b*.  114  1b



Speaking

2 Look and say.  run fly read




It can fly. It can't read.

A bird!



3 Say what you can do.  I can run. I can dance.

Writing

4 Write about what you and your friends can do. 

1. I can _____.
2. She can _____.
3. He _____.
4. _____.

Review 3

1 Listen and check (✓) the clothes you hear.  115 

1





2





3





4





5





6





2 Look, read, and match. 

1.



I'm wearing e f

a. a blue shirt

b. a red shirt

2.



She's wearing

c. a black skirt

d. green pants

3.



He's wearing

e. a yellow shirt

f. blue jeans

3 Circle the correct words. 

1



1. eat cake / dance

2



2. dance / play music

3



3. play music / take photos

4



4. eat cake / take photos

4 Look and write.

~~brush hair~~ make a cake take photos wash the car

1. I am brushing my hair. 3. My mom _____.
2. My dad _____ 4. My sister _____.



5 Look and say. What can Emma do? What can Jack do?

Emma



Jack



My work in Units 7-9 & is ...



OK



Good



Excellent

Fluency Time! 3

Lesson One Everyday English

1 Watch and listen. Read and say. 116



Kate: Hi, Ellie. I'm wearing new shoes.

Ellie: I'm wearing new shoes, too.



Ellie: I'm walking to school.

Kate: I'm walking to school, too.

2 Watch and listen. Number. 117



3 Ask and answer.



Hi.

Hello!

What are you wearing today?

I'm wearing a red T-shirt.



1 Listen and point. Repeat.  118

see



hear



smell



taste



touch

2 Listen and read.  119

The five senses



1 You can see with your eyes.



2 You can hear with your ears.




3 You can smell with your nose.



4 You can taste with your tongue.



5 You can touch with your hands.

3 **Think!** What things can you see, hear, smell, taste, or touch? Draw a picture of these things. 

10

May I take a photo?

Lesson One Words

1 Listen and point. Repeat.  120

2 Listen and chant.  121



listen to an audio guide



take a photo



draw a picture



visit the gift shop

3 Listen and read.  122 



1 Listen to the story again. 🎧 122

2 Listen and say. 🎧 123

Let's learn!



May I visit the gift shop?
Yes, **you may**.



May I take a photo?
No, **you may not**.

3 Listen and say *a* or *b*. 🎧 124

1. a



b



2. a



b



4 Look and say. 🗨️

May I listen to an audio guide?

Yes, you may.

1



2



3



Let's talk! 🗨️

May I have the pen, please?



Lesson Three Song

1 Listen and point. Repeat.  125



old



new



great


2 Listen and sing.  126

3 Sing and do.



1 Listen and point. Repeat.  1272 Listen and chant.  128

Here's a goat.
It's on a boat.
A funny goat on a boat.
Here's a boy.
He has a toy.
A happy boy with his toy.

3 Read the chant again. Say the words with *oa* and *oy*. 4 Look at the pictures. Write and say the words.  

boat







Let's talk! 

I'm a boy.
I have a toy.



Reading

- 1 Look at the picture. Where is it?
- 2 Listen and read.  129

The Viet Nam National Museum of History

The museum is in Ha Noi.

At the museum, you learn about the history of Viet Nam. I like the paintings. The gift shop is great, too!

Open: 8 a.m.–12 p.m., 1:30 p.m.–5 p.m.



by Giang

The museum is great!



This is an old elephant. It's great!

3 Read again and write *a* or *b*. 

- | | | | |
|------------------------------------|-----------|---------------------|---------------|
| 1. Where is the museum? | a. Ha Noi | b. Ho Chi Minh City | <u> a </u> |
| 2. The gift shop is in the museum. | a. Yes | b. No | <u> </u> |
| 3. The museum is open at 9 a.m. | a. Yes | b. No | <u> </u> |
| 4. The elephant is ... | a. new | b. old | <u> </u> |
| 5. The museum is great. | a. Yes | b. No | <u> </u> |

4 What's your favorite museum?  

Listening

1 Listen and say the number.  130 




Speaking

2 Look at the picture again. Ask and answer. 

May I draw a picture?

Yes, you may.

Writing

3 Think of a museum you like. Complete the sentences. 

1. My favorite museum is _____.
2. The museum is in _____.
3. I like the _____.
4. The _____ is great!
5. The museum is open _____.

11

There is a doll on the rug.

Lesson One Words

1 Listen and point. Repeat. 131

2 Listen and chant. 132



rug



cabinet



shelf



pillow



blanket

3 Listen and read. 133



1 Listen to the story again.  133

2 Listen and say.  134

Let's learn!



There's a doll
on the rug.



There are some toys
in the cabinet.



There are a lot of books
under the bed.

3 Look and say. 

There's a doll on the cabinet.



4 Look again and write. 

There's There are

1. There's a doll on the cabinet.
2. _____ some pillows on the bed.
3. _____ a lot of books on the shelf.
4. _____ a lot of balls on the rug.
5. _____ a blanket on the bed.

Let's talk!

There are
some pillows
on the bed.



Lesson Three Song

1 Listen and point. Repeat.  135

11

eleven

12

twelve

13

thirteen

14

fourteen

15

fifteen

16

sixteen

17

seventeen

18

eighteen

19

nineteen

20

twenty

2 Listen and sing.  136

3 Sing and do.

There are ten in the bed

There are ten in the bed,
And the little one says,
"Two more, two more."
Two more get in.
Eleven, twelve!

There are twelve in the bed,
And the little one says,
"Two more, two more."
Two more get in.
Thirteen, fourteen!

There are fourteen in the bed, ...
Fifteen, sixteen!

There are sixteen in the bed, ...
Seventeen, eighteen!

There are eighteen in the bed, ...
Nineteen, twenty!

Help!



1 Listen and point. Repeat.  137

ear




are

2 Listen and chant.  138

Don't be scared of Mr. Square.
He has four ears and lots of hair.
He is really very rare.
We can hear you Mr. Square!

3 Read the chant again. Say the words with *ear* and *are*. 4 Look at the pictures. Write and say the words.  

ears

Let's talk! 


I hear with
my ears.

Reading

- 1 What's in the living room? Point and say. 
- 2 Listen and read.  139

This is my living room. There are four chairs and a table. There is a TV on a cabinet.

There are twenty books on a shelf. My books are about Viet Nam and soccer!



Vinh





- 3 Read again. Write *T* (true) or *F* (false). 

- | | |
|--|--|
| 1. There are twelve chairs. <u> F </u> | 4. There are flowers on the cabinet. <u> </u> |
| 2. There are two tables. <u> </u> | 5. Vinh has ten books. <u> </u> |
| 3. There is a TV. <u> </u> | 6. The books are about bugs. <u> </u> |

- 4 What's in your living room? 

Listening

1 Listen and write *a* or *b*.  140  1a



Speaking

2 Look at the pictures again. Ask and answer. 

bag books toys bicycle rug chairs shoes


Where is the bag?

It's under the table.

3 Talk about the pictures. 

In picture a, there are six chairs.

Writing

4 Read the questions and answers. Write ? or . 

- | | |
|----------------------------------|-------------------------------|
| a. How many tables are there ? | e. There is one table . |
| b. How many chairs are there . | f. There are four chairs . |
| c. How many cabinets are there . | g. There are three cabinets . |
| d. How many books are there . | h. There are fifteen books . |

5 Look at the questions in 4 again and write about your living room. 

12

Those are our computers.

Lesson One Words

1 Listen and point. Repeat.  141

2 Listen and chant.  142



table



computer




chair



board

3 Listen and read.  143 



1 Listen to the story again.  143

2 Listen and say.  144

Let's learn!



These are tables.



Those are pencil cases.

3 Look at your classroom. Point and say. 

chairs pencil cases boards tables



Those are chairs.

These are ...

4 Write. 



Those are bags.



_____ are pencils.



_____ are pens.



_____ are computers.

Let's talk!

These are pencils.



Lesson Three Song

1 Listen and point. Repeat. 145



poster



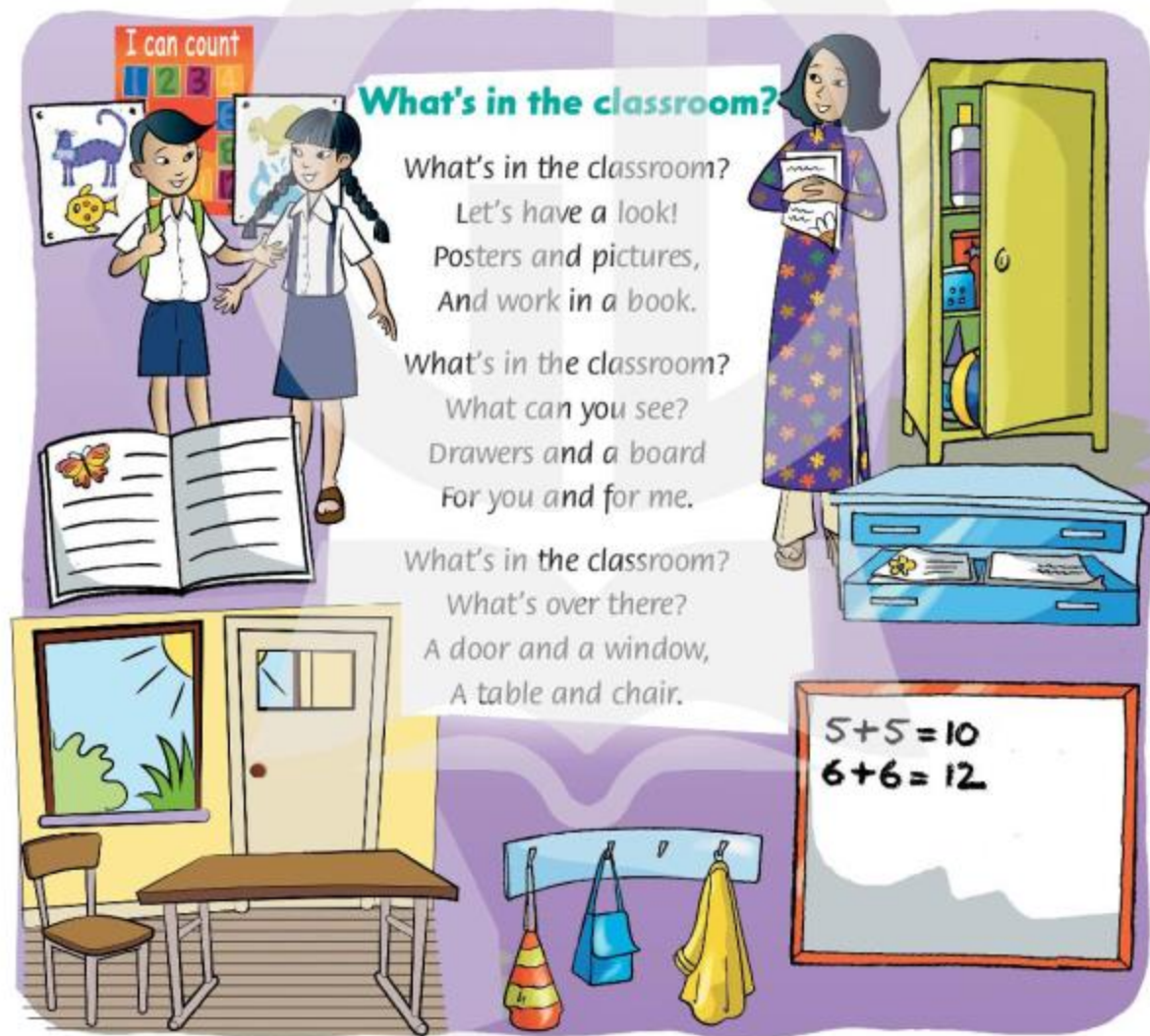
picture




drawers


2 Listen and sing. 146

3 Sing and do.



1 Listen and point. Repeat.  1472 Listen and chant.  148

*I'm sure there's a mouse in my house.
A poor mouse in my house.
He's on a tour, I'm sure.
A tour around my house.*

3 Read the chant again. Say the words with *oor*, *our*, and *ou*. 4 Look at the pictures. Write and say the words.  

poor






Let's talk! 


This is a house. 





Reading


- 1 Point to things you can see in a school. Say the words. 
- 2 Listen and read.  149

1  I'm Phong. I go to Doan Thi Diem Primary School.

2  Our classroom is upstairs.

3  There are 12 girls and 14 boys in class 3C. Our teacher is Miss Loan.

4  There are pictures on the wall.

5  I love my school!

- 3 Read again. Write the correct answer. 

Miss Loan 3C Yes, he is. upstairs 14 pictures

1. What class is Phong in?
3C
2. How many boys are there in his class? _____
3. Where is his classroom?

4. What is the name of his teacher?

5. What is on the wall of the classroom? _____
6. Is Phong happy at school?

- 4 Do you like your school? What's in your classroom?  

Listening

1 Listen and number. 150



Speaking

2 Point, ask, and answer.

boys girls teachers windows doors

How many girls are there?

There are two girls.

3 Talk about your class.

There are five windows.

Writing

4 Write about your class.

1. What is the name of your class? I'm in class _____.
2. Where is your classroom? My classroom is _____.
3. How many windows are there? There _____.
4. What is on the wall of your classroom? _____.
5. What is the name of your teacher? _____.

5 Circle the capital letters at the start of the sentences in 4. Circle the capital letters at the start of the names in 4.

What is the name of your teacher? Our teacher is Mrs. Loan.

Review 4

1 Write and match. Be careful. There is one extra picture.

1. urg rug 4. rtmopuce _____
2. tgear _____ 5. ktlaneb _____
3. eicabnt _____



2 Listen and write. 151

cabinet drawers blanket shelf rug bed

1. The dog is on the rug.
2. There's a computer under the _____.
3. There are two blankets on the _____.
4. There are three books under the _____.
5. The audio guide is on the _____.
6. The pillow is under the _____.

3 Look, match, and write.

these those



_____ are
computers.

_____ are
chairs.

_____ are
pencils.

_____ are
bags.

4 Look, read, and circle *T* (true) or *F* (false).



1. There's a blanket on the bed.
2. There are a lot of books on the shelf.
3. There's a rug on the floor.
4. There are some shoes in the cabinet.
5. There is a doll on the bed.
6. There are some pillows on the floor.

T / F

T / F

T / F

T / F

T / F

T / F

5 Look around. Say what is in your classroom.

There's ...

There are ...

My work in Units 10–12 is ...



OK



Good



Excellent

Lesson One Everyday English

1 Watch and listen. Read and say. 152



James: Dad, may I go on the swing, please?
 Dad: Yes, OK ... Be careful of the ball, James!
 James: I'm fine, Dad.



James: Dad, Look over here! I'm on the swing!
 Dad: That's good! Come down now.
 James: OK.

2 Watch and listen. Number. 153



3 Look at the park objects. Ask and answer.




May I go on the seesaw, please?

Yes, OK. Be careful!

Look, I'm on the slide!

That's good.

1 Listen and point. Repeat.  1542 Listen and read.  155


DIVIDING SHAPES

There are two halves in one whole shape.

There are three thirds in a whole.

Look at the four equal shapes. Each shape is one quarter. Can you see three quarters?

There are four quarters in a whole cake!

3 **Think!** What are things that you can divide into halves, thirds, and quarters? Make a poster. 

Unit 1



doll



ball



teddy bear



car



kite



bike



train



apple



bat

Unit 2



pen



eraser



pencil



pencil case



book



bag



door



window



cat



cookie



desk



dog

Unit 3



mom



dad



sister



brother



aunt



uncle



cousin



egg



elephant



fan



fig

Unit 4

-  giraffe
-  monkey
-  big
-  tall
-  little
-  bird
-  fish
-  goat
-  gift
-  hat
-  hamster

Unit 5

-  rice
-  meat
-  carrots
-  yogurt
-  bread
-  milk
-  juice
-  water
-  ink
-  ill
-  jacket
-  jelly

Unit 6

-  long
-  short
-  black
-  curly
-  straight
-  tall
-  short
-  thin
-  lion

Unit 7



skirt



scarf



jeans



boots



shirt



T-shirt



dress



shoes



chair



three

Unit 8



play



dance



sing



eat



talk



watch



wash the car



brush my hair



take photos



drum



truck



tree



crayon



crab

Unit 9



play soccer



ride a bike



run



catch



fly



jump



read



write



rain



sky

Unit 10



listen to an audio guide



take a photo



draw a picture



visit the gift shop



old



new



great



boat



toy



boy

Unit 11




rug



cabinet



shelf



pillow



blanket

11

eleven

12

twelve

13

thirteen

14

fourteen

15

fifteen

16

sixteen

17

seventeen

18

eighteen

19

nineteen

20

twenty



ear



near



hear



scared



share



square

Unit 12



table



computer



board



poster



picture



drawers



poor



tour



mouse



house

Word list

A

a half	/ə 'haef/
apple	/'æpl/
a quarter	/ə 'kwɔ:tər/
a third	/ə 'θɜ:d/
aunt	/aunt/
a whole	/ə 'houl/

B

bag	/'bæg/
ball	/'bɔ:l/
banana	/'bɔ:nænə/
band	/'bænd/
bat	/'bæt/
bed	/'bed/
big	/'bɪg/
bike	/'baɪk/
bird	/'bɜ:rd/
black	/'blæk/
blanket	/'blæŋkɪt/
blue	/'blu:/
board	/'bɔ:rd/
boat	/'bɔ:t/
book	/'bʊk/
boots	/'bu:ts/
boy	/'bɔɪ/
bread	/'bred/
brother	/'brʌðər/
brown	/'braʊn/
brush hair	/'brʌʃ 'heɪ/

C

cabinet	/'kæbɪnət/
car	/'kɑ:z/
carrot	/'kærət/
cat	/'kæt/
catch	/'kætʃ/
chair	/'tʃeɪ/
Close your books.	/'kləʊz jə bʊks/
computer	/'kəm'pjʊ:tər/
cookie	/'kʊki/
cousin	/'kʌzɪn/
crab	/'kræb/
crayon	/'kreɪzən/
curly	/'kɜ:rlɪ/

D

dad	/'dæd/
dance	/'dæns/
dark blue	/'dɑ:rk blu:/
desk	/'desk/
division	/'dɪ'vɪʒn/
dog	/'dɔ:g/
doll	/'dɔ:l/
Don't talk.	/'dɔ:nt 'tɔ:k/
door	/'dɔ:z/
draw a picture	/'drɔ: ə 'pɪktʃər/

một nửa	97
quả táo	13
một phần tư	97
một phần ba	97
cô, dì, thím, mẹ,	24
bác gái	
toàn bộ, tất cả	97

cái túi	18
quả bóng	10
quả chuối	42
bàn nhạc	56
gậy đánh bóng	13
cái giường	82
to, lớn	32
xe đạp	12
con chim	34
màu đen	8
cái chân	82
màu xanh dương	8
cái bảng	88
thuyền	79
quyển sách	16
đôi bốt / ùng	54
cậu bé, bé trai	79
bánh mì	38
anh / em trai	22
màu nâu	8
chải tóc	62

cái tủ	82
xe ô tô	10
củ cà rốt	38
con mèo	19
bắt, chụp	66
cái ghế	88
Hãy gấp sách lại.	9
máy tính	88
bánh quy	19
anh / chị / em họ	24
con cua	63
bút sáp màu	63
xoắn, quấn	44

bố, ba	22
khieu vũ, nhảy	60
màu xanh	31
đường đậm	
bàn học	19
phép chia	97
con chó	19
búp bê	10
Đừng nói chuyện.	9
cửa ra vào	18
vẽ một bức tranh	76

drawer	/'draʊr/
dress	/'dres/
drum	/'drʌm/

E

ear	/'iə(r)/
eat	/'i:t/
egg	/'eg/
eighteen	/'eɪ'ti:n/
elephant	/'elɪfənt/
eleven	/'i'levn/
eraser	/'ɪ'reɪsər/
eyes	/'aɪz/

F

fan	/'fæn/
feather	/'fiðər/
fifteen	/'fɪf'ti:n/
fig	/'fɪg/
fish	/'fɪʃ/
fly	/'flaɪ/
fourteen	/'fɔ:rti:n/
fries	/'fraɪz/

G

gift	/'gɪft/
giraffe	/'dʒɑ:ræf/
goat	/'gəʊt/
grape	/'greɪp/
great	/'greɪt/
green	/'ɡri:n/

H

hamster	/'hæmstər/
hat	/'hæt/
hear	/'hɪə(r)/
house	/'haʊs/

I

ice cream	/'aɪs kri:m/
ill	/'ɪl/
in	/'ɪn/
ink	/'ɪŋk/
insect	/'ɪnsɛkt/

J

jacket	/'dʒækt/
jeans	/'dʒi:nz/
jelly	/'dʒɛli/
juice	/'dʒu:s/
jump	/'dʒʌmp/

K

kite	/'kaɪt/
------	---------

L

light blue	/'laɪt blu:/
lion	/'laɪən/

ngăn kéo tủ	90
váy	56
cái trống	63

tai	85
ăn	60
quả trứng	25
số 18	84
con voi	25
số 11	84
cục tẩy	16
đôi mắt	44

cái quạt	25
lông vũ	53
số 15	84
quả sung	25
con cá	34
bay	66
số 14	84
khoai tây chiên	42

quả tặng	35
con hươu cao cổ	32
con dê	35
quả nho	42
tuyệt vời	78
màu xanh lá	8

con chuột hang	35
cái mũ	35
nghe	75
ngôi nhà	91

kem	42
ôm	41
trong, ở, tại	23
mực	41
côn trùng	53

áo khoác	41
quần bò	54
mứt, thạch	41
nước trái cây	40
nhảy	68

con diều	12
----------	----

màu xanh	31
đường nhạt	
con sư tử	47

listen to an audio guide	/lɪsn tu ən 'ɑ:diəu gaɪd/	nghe thuyết minh trên máy	76
little	/'lɪtl/	nhỏ, bé	32
long	/lɒŋ/	đài	44

M

meat	/mi:t/	thịt	38
milk	/mɪlk/	sữa	40
mom	/məʊm/	me, má	22
monkey	/'mʌŋki/	con khỉ	32
mouse	/maʊs/	con chuột	91

N

near	/nɪə(r)/	gần	85
new	/nu:/	mới	78
nineteen	/'naɪn'ti:n/	số 19	84

O

old	/əʊld/	cũ	78
on	/ɒn/	trên, vào	23
Open your books.	/'əʊpən jə 'bʊks/	Hãy mở sách ra.	9
orange (n)	/'ɔ:ɪndʒ/	quả cam	35
orange (adj)	/'ɔ:ɪndʒ/	màu cam	8

P

paint	/peɪnt/	sơn, vẽ	31
pen	/'pen/	bút	16
pencil	/'pensl/	bút chì	16
pencil case	/'pensl keɪs/	hộp bút	16
picture	/'pɪktʃə/	tranh, ảnh	90
pillow	/'pɪləʊ/	cái gối	82
pink	/'pɪŋk/	màu hồng	8
play	/'pleɪ/	chơi	60
play soccer	/'pleɪ 'sɔ:kə(r)/	chơi bóng	66
please	/'pli:z/	vui lòng	9
poor	/'puə(r)/	đáng thương, tội nghiệp	91
poster	/'pəʊstə/	áp phích, tranh quảng cáo	90

R

rain	/reɪn/	cơn mưa	69
read	/ri:d/	đọc	68
red	/red/	màu đỏ	8
rice	/raɪs/	cơm	38
ride a bike	/raɪd ə 'baɪk/	chạy xe đạp	66
rug	/rʌg/	tấm thảm	82
run	/rʌn/	chạy	66

S

salad	/'sæləd/	rau trộn	42
scared	/'skeəd/	sợ hãi	85
scarf	/'skɑ:z(r)/	khăn quàng	54
see	/si:/	nhìn	75
seventeen	/'sevn'ti:n/	số 17	84
share	/'ʃeə(r)/	chia sẻ	85
sheep	/'ʃi:p/	con cừu	57
shelf	/'ʃel/	cái kệ	82
shirt	/'ʃɜ:rt/	áo sơ mi	54

shoes	/'ʃu:z/	đôi giày	57
short	/'ʃɔ:rt/	ngắn	44
sing	/sɪŋ/	hát	60
sister	/'sɪstə/	chị / em gái	22
Sit down.	/'sɪt 'daʊn/	Hãy ngồi xuống.	9
sixteen	/'sɪks'ti:n/	số 16	84
skirt	/'skɜ:rt/	chân váy	54
sky	/'skaɪ/	bầu trời	69
smell	/'smel/	ngửi	75
square	/'skweə(r)/	hình vuông	85
Stand up.	/'stænd 'ʌp/	Hãy đứng lên.	9
straight	/'streɪt/	thẳng	44
sunny	/'sʌni/	cố năng	9

T

table	/'teɪbl/	cái bàn	88
take photos	/'teɪk 'fəʊtəʊz/	chụp ảnh	62
talk	/'tɔ:k/	nói chuyện	60
tall	/'tɔ:l/	cao	32
taste	/'teɪst/	nếm	75
teacher	/'ti:tʃə/	thầy / cô giáo	57
teddy bear	/'tedi beə/	gấu bông	10
thin	/'θɪn/	gầy	46
thirteen	/'θɜ:tri:n/	số 13	84
three	/'θri:/	số 3	57
three quarters	/'θri: 'kwɔ:rtəz/	ba phần tư	97
tomato	/'təʊmeɪtəʊ/	quả cà chua	42
touch	/'tʌtʃ/	chạm	75
tour	/'tuə(r)/	chuyến du lịch, chuyến tham quan	75
toy	/'tɔɪ/	đồ chơi	79
train	/'treɪn/	tàu hoả	12
tree	/'tri:/	cây	63
truck	/'trʌk/	xe tải	63
T-shirt	/'ti: 'ʃɜ:rt/	áo phông, áo thun	56
twelve	/'twelv/	ngắn tay	84
twenty	/'twenti/	số 12	84
		số 20	84

U

uncle	/'ʌŋkl/	chú, cậu, bác trai	24
under	/'ʌndə(r)/	dưới	23

V

visit the gift shop	/'vɪzɪt ðə ɡɪft ʃɔ:p/	đi đến cửa hàng quà tặng	76
---------------------	-----------------------	--------------------------	----

W

wash the car	/'wɔ:ʃ ðə 'kɑ:z/	rửa xe ô tô	62
watch a video	/'wɔ:tʃ ə 'vɪdiəʊ/	xem vi-de-ô	60
water	/'wɔ:tə/	nước	40
white	/'waɪt/	màu trắng	31
window	/'wɪndəʊ/	cửa sổ	18
wing	/'wɪŋ/	cánh	53
write	/'raɪt/	viết	68

Y

yellow	/'jeləʊ/	màu vàng	8
yogurt	/'jəʊgət/	sữa chua	38

This edition of Family and Friends is published by arrangement with Oxford University Press, Great Clarendon Street, Oxford for sale in Vietnam only and not for export therefrom.

© Oxford University Press 2020

The moral rights of the author have been asserted.

No unauthorized photocopying

All rights reserved. No part of this publication may be reproduced, stored in a retrieval system, or transmitted, in any form or by any means, without the prior permission in writing of the copyright holder, or as expressly permitted by law, by licence or under terms agreed with the appropriate reprographics rights organization.

You must not circulate this work in any other form and you must impose this same condition on any acquirer.

ISBN:

Printed in Viet Nam by Tran Phu Printing Company

This book is printed on paper from certified and well-managed sources

ACKNOWLEDGEMENTS

Family and Friends author: Naomi Simmons

Chief Editor: Trần Cao Bội Ngọc

Additional series content authored by: Trúông Văn Ánh

Cover illustration by: Christos Skaltsas/Advocate Art

Illustrations by: Advocate Art pp 54 (hair amends), 55 (hair amends), 56 (monkey, big and little in the style of Bethan Mathews), 64 (Ex3 baguette amends); Kathy Batendale pp 14, 15 (toy and pens); Barbara Bongini/The Organisation p 7 (Ex3 jacket, belt, vase, apple); Simon Clare Illustration pp 13, 19, 25, 33, 39, 45, 53, 59, 65, 73, 79, 85, 90 (Unit 1 apple, bat, cat, dog, tub, bird, Unit 2 egg, fig, goat, hat, leaf, dog, Unit 3 ink, jelly, kite, lion, yak, ill. mom), 91 (Unit 4 nurse, orange, pen, queen, lion, lollipop, Unit 5 rabbit, sofa, tiger, umbrella, car, octopus, hat, Unit 6 van, window, box, yo-yo, zebra, fox, buzz), 92 (Unit 7 shoes, sheep, fish, Unit 8 chair, teacher, chick Unit 9 three, bath, teeth), 93 (Unit 10 car, fan, man, Unit 11 bed, pen, red, Unit 12 pig, fig, pin); Collaborate Studio/Advocate Art pp 66 (milk amends), 74; Denis Cristo/Sylvie Poggio Artists pp 18 (Ex3), 24 (Ex3 amends), 38 (boy getting up, boy going home and amends), 44 (Ex3), 72 (Ex3), 84 (Ex3 amends); Arianda Enright/Advocate Art pp 26, 27, 40, 41 (Ex1); Tomek Giovanni and Christos Skaltsas pp 2, 4, 10 (Ex3), 11 (Ex4), 22, 23, 24 (Ex1 Rosy and cousin), 30 (Ex3), 31 (Ex2), 36 (Ex3), 37 (Ex3), 50 (Ex3), 51 (Ex2), 56 (Ex3), 62 (Ex3), 76 (Ex3), 77 (Ex2), 82 (Ex3), 90 (Unit 3 mona, dad, sister, brother, cousin); Andy Hamilton pp 6, 7 (Ex1, Ex3 bucket), 8, 9 (Ex1), 10 (Ex2), 11 (Ex3), 12 (Ex1), 16 (Ex2 pen, eraser, coloured pencil), 17 (Ex3, Ex4), 18 (Ex1), 31 (Ex3), 32 (Ex1), 36 (Ex2), 42 (Ex2), 43 (Ex3, Ex4), 50 (Ex2 groom), 51 (Ex3), 52 (Ex1), 56 (Ex2 elephant, giraffe), 57 (Ex3, Ex4), 58 (Ex1), 62 (Ex2), 63 (Ex3, Ex4), 64 (Ex1), 70 (Ex2), 71 (Ex3, Ex4), 76 (Ex2), 77 (Ex3), 78 (Ex1), 82 (Ex2), 83 (Ex3, Ex4), 84 (Ex1), 90 (Unit 1 doll, ball, teddy bear, car, kite, bike, train, Unit 2 pen, eraser, coloured pencil, bag, door, window), 91 (Unit 4 square, circle, triangle, Unit 5 skirt, scarf, jeans, boots, shirt, Unit 6 play soccer, ride a bike, run, catch, fly), 92 (Unit 7 groom, wash the car, brush my hair, take photos, Unit 8 elephant, giraffe, monkey, tiger, snake, parrot, Unit 9 rice, meat, carrots, yogurt, bread, milk, juice, water), 93 (Unit 10 visit gift shop, eat in a cafe, looking at a painting, listen to an audio guide, Unit 11 rug, cabinet, shelf, pillow, blanket, numbers 11 to 20, Unit 12 table, computer, coat hook, pencil case, board, poster, picture, drawers); Bethan Mathews/Sylvie Poggio pp 14 (Ex3), 15 (faces), 56 (Ex2 tall), 81 (Ex1 A), 92 (Unit 8 big, tall, little); Dusan Pavlic/Beehive Illustration pp 34, 35, 47, 48, 60, 61, 75, 81 (Ex1 B), 86, 87, 88; Eunhyoung Ryu pp 5 (Ex2), 16 (Ex2 book), 20, 21 (Ex2), 30 (Ex2), 41 (Ex2), 50 (Ex2 except groom), 54, 55, 66, 67, 80, 90 (Unit 2 book), 91 (Unit 4 long, short, black, curly, straight), 92 (Unit 7 wedding, guests, bride, band); Christos Skaltsas/Advocate Art pp 9 (Ex3), 11 (Ex2), 16 (Ex3), 17 (Ex2), 24 (Ex1 aunt and uncle), 37 (Ex2), 38 (Ex1), 42 (Ex3), 43 (Ex2), 44 (Ex1), 57 (Ex2), 63 (Ex2), 70 (Ex3), 71 (Ex2), 72 (Ex1), 83 (Ex2), 90 (Unit 3 aunt, uncle), 91 (Unit 5 breakfast, lunch, dinner, Unit 6 dance, read, talk), 93 (Unit 10 old, new, great); Jo Taylor and Tony Forbes/Sylvie Poggio pp 5 (Ex3), 12 (Ex3), 24 (Ex3), 32 (Ex3), 38 (breakfast, opening door, boy, boy and girl, bed and lamp), 52 (Ex3), 58 (Ex3), 64 (Ex3), 78 (Ex3), 84 (Ex3); Hannah Wood/Advocate Art working in Sarah Hoyle's style pp 7 (Ex2), 46.

Commissioned photography by: Graham Alder at MM Studios pp 28 (Ex3), 48 (Ex3), 68 (Ex3), 88 (Ex3); Chris King p 21 (Ex1 grey rucksack, apple eraser, open book, blue pen, grey and white eraser, pink rucksack, Ex2 blue pen, grey and white eraser, open book); Dennis Kirchen Studio, Inc p 66 (apple juice); Mark Mason pp 66 (milk), 67 (yogurt); NOI Pictures pp 11, 13, 17, 19, 23, 25, 31, 33, 37, 39, 43, 45, 51, 53, 57, 59, 63, 65, 71, 73, 77 (girl), 79, 80, 83, 85.

The Publishers would like to thank the following for their kind permission to reproduce photographs and other copyright material: Alamy Stock Photo pp 69 (David Cole/Ex3 bee, George H.H. Huey/breath), 80 (Keith Leighton/bread and knife); Bridgeman Images p 49 (Self Portrait, 1630 (oil on copper), Rembrandt Harmensz. van Rijn (1606-69)/Nationalmuseum, Stockholm, Sweden/Bridgeman Images); Getty Images pp 49 (Mint Images-Norah Levin/skin), 89 (Ilan Macpherson/hand, cake, cup and saucer, napkins); OUP pp 49 (Dragon Images/face, Stockbyte/hand mirror), 67 (Photodisc/ice cream), 77 (Africa Studio/pillows); Shutterstock pp 21 (Nik Merkulov/pencils 2b, Sergey Sidzev/pencils 1b, Sergey Sidzev/Ex3 pencils), 29 (wood texture, balain/Ex1 pots for light blue, dark blue, black, white, gđount/Ex1 paint, Richard Peterson/Ex2 paint brushes, photica/Ex2 paint splashes), 49 (Diego Cervo/artist, gđllmar/gold frame, Vira Mytyan-Monastyrská/Ex2 paint texture background, Maayna Pleshkun/hand and pen), 67 (Jacek Chabrazewski/steak, roundex/baguette), 69 (Bildagentur Zoonar Grubf/being, anat chant/insect, handsome/pictures/maane, PHOTOCREO/Michal Bednarek/Ex3 lion, pluguntire/tur, Victor Tyakht/Ex3 bird), 89 (Ilya Alcinin/round white plate, Alexeyin/rectangular plate, Bozena Poliwka/orange slice, Pattinawit Chana/wooden background, farres/square plate and cutlery, Gray wall studio/gingham cloth background, images.etc/pizza, Altin Osmanaj/ice cream). DVD stills courtesy of Oxford University Press Video Department pp 28 (Ex1, Ex2), 48 (Ex1, Ex2), 68 (Ex1, Ex2), 88 (Ex1, Ex2).

All the written activities in this book should be completed using pencil, or in your own notebook.



HUÂN CHƯƠNG HỒ CHÍ MINH

Nurture a love for learning English

TIẾNG ANH
Family and Friends

National Edition
Student Book

Family and Friends National Edition	MOET English Competency Framework / CEFR	Cambridge English Qualifications	Pearson Test of English Young Learners	TOEFL® Primary™	
				Step 1	Step 2
1	A0	Pre A1 Starters			
2	A0	Pre A1 Starters			
3	A0	Pre A1 Starters	Firstwords	2 stars	
4	A0 – A1	A1 Movers		3 stars	
5	A1 – A2	A1 Movers	Springboard	4 stars	2 badges

Family and Friends Printable Resources have been designed to supplement the course and prepare students to achieve these assessment benchmarks.



Student Book



Workbook



Teacher's Guide



Classroom Presentation Tool



Printable Resources



Online Play



Flashcards



Posters



Graded Readers



Picture Dictionary

<http://phuongnam.edu.vn>

Các đơn vị đầu mối phát hành

- Miền Bắc: CTCP Đầu tư và Phát triển Giáo dục Hà Nội
 - Miền Trung: CTCP Đầu tư và Phát triển Giáo dục Đà Nẵng
 - Miền Nam: CTCP Đầu tư và Phát triển Giáo dục Phương Nam
- Sách điện tử: <http://hanhtrangso.nxbgd.vn>

Kích hoạt để mở học liệu điện tử.
Chào lớp nhá trên tem để nhận mã số.
Truy cập <http://phuongnam.edu.vn>
và nhập mã số.

With content from
OXFORD
UNIVERSITY PRESS



Access
Online Play